


KINGSLEY BATE™

ELEGANT OUTDOOR FURNITURE

ASSEMBLY INSTRUCTIONS FOR THE LO32




LEGS



SEAT FRAME



CONNECTOR



HARDWARE



SEAT CUSHION

UPHOLSTERED BACKREST



BACK CUSHION

CUSHIONS

STEP-I

Unpack, inspect and lay the parts on a clean, flat, soft surface to avoid marring the Wood.


NOTE: During assembly of the furniture please match joints with the corresponding letters or numbers stamped on wood.



STEP-II

Carefully lay the SEAT FRAME upside down on your clean surface, insert and attach the legs as shown in the assembly photographs using the M6 x 50mm bolts provided. You may need to wiggle the legs as you finish tightening the bolts to make sure they are fully secured.

NOTE: DO NOT USE POWER TOOLS AS IT MAY DAMAGE THE ITEM.



STEP-III

Requires two people. With the assistance of a second person, lift the SEAT FRAME up, rotate it in the air and set it gently back on the ground.

Locate the six holes on the underside of the UPHOLDSTERED BACKREST and take note of the position of the corresponding holes on the SEAT FRAME. Set the UPHOLDSTERED BACKREST on the SEAT FRAME as shown in the photographs, ensuring that the holes in the UPHOLDSTERED BACKREST and SEAT FRAME are aligned.




Locate the six holes on the underside of the SEAT FRAME that correspond with the holes in the UPHOLDSTERED BACKREST and insert one each of the M8 x 80mm Hex Bolts, Spring Washers, and Washers into each hole (see picture showing correct arrangement of washers). Bolts should be initially threaded by hand to prevent cross-threading.

NOTE: DO NOT TIGHTEN THE BOLTS UNTIL ALL HAVE BEEN PARTIALLY THREADED. ONCE ALL BOLTS ARE IN PLACE, USE THE WRENCH PROVIDED TO TIGHTEN THEM SECURELY. BE CAREFUL NOT TO OVERTIGHTEN, AS THIS CAN CAUSE THE THREADS TO STRIP. NEVER USE A POWER TOOL TO TIGHTEN THE BOLTS.



STEP-IV

If you are connecting multiple sectional items together the photographs above illustrate where to attach them. **DO NOT ATTACH THEM WHILE ITEM IS UPSIDE DOWN AS YOU WILL NOT BE ABLE TO UPRIGHT THE ASSEMBLY.**



IF YOU HAVE ANY QUESTIONS REGARDING THE ASSEMBLY OF YOUR KINGSLEY BATE FURNITURE, PLEASE CONTACT KINGSLEY BATE CUSTOMER SERVICE AT 703-361-7000. WE THANK YOU FOR CHOOSING OUR FURNITURE.

**** KINGSLEY BATE WILL NOT TAKE RESPONSIBILITY FOR DAMAGE
IF THESE INSTRUCTIONS ARE NOT FOLLOWED PROPERLY***

7200 Gateway Court, Manassas, Virginia 20109
Phone: 703-361-7000, Fax: 703-361-7001