



# KINGSLEY BATE™

ELEGANT OUTDOOR FURNITURE

## ASSEMBLY INSTRUCTIONS FOR THE MK-80




**RIGHT LEFT END FRAME**




**SEAT INSERT**




**SEAT FRAME**



**BACK**



**HARDWARE**



**\* NOTE**

**A TENON**

**B MORTISE HOLE**

### STEP-I

Unpack, inspect and lay the parts on a clean, flat, soft surface to avoid marring the wood.



**NOTE:** During assembly of the furniture please match joints with the corresponding letters or numbers stamped on the wood.



### STEP-II



Gently lay the END FRAME with the stamps near the mortise holes on a clean, flat surface and fit the BACK and SEAT FRAME tenons into the END FRAME mortise holes. If necessary, gently rock the parts while pushing down on them until all the joints fit snugly together.

As shown in the photos above, carefully fit the remaining END FRAME mortise holes over all exposed tenons and using a rubber mallet or a regular hammer with the wood block between the hammer and the wood, gently drive all the mortise holes onto the tenons until all joints fit snugly together.



### STEP-III

Insert all hardware and tighten with Allen key provided.



### STEP-IV

Requires two people. With the assistance of a second person, lift the sofa up, rotate it so it's upside down and gently set it on your clean flat surface. DO NOT roll sofa over as the joints are not designed to take the entire weight of the sofa this way. Once upside down,

carefully hammer the proper dowels into the pre-drilled holes of the assembly. Details are shown in photographs and all dowels (and/or dowel bags) are marked to match where they go. To prevent marring the wood, use the wood block between the dowel and the hammer head for the last few blows. **NOTE: DO NOT FORCE THE DOWELS; ANY EXCESS CAN EASILY BE SANDED AWAY. IF THE DOWELS ARE NOT FLUSH, DO NOT CONTINUE TO DRIVE THE DOWELS, YOU MIGHT DAMAGE THE ITEM.**

Place the SEAT INSERT into SEAT FRAME as shown in photograph

IF YOU HAVE ANY QUESTIONS REGARDING THE ASSEMBLY OF YOUR KINGSLEY BATE FURNITURE, PLEASE CONTACT KINGSLEY BATE CUSTOMER SERVICE AT 703-361-7000. WE THANK YOU FOR CHOOSING OUR FURNITURE.

*\* KINGSLEY BATE WILL NOT TAKE RESPONSIBILITY FOR DAMAGE  
IF THESE INSTRUCTIONS ARE NOT FOLLOWED PROPERLY*

7200 Gateway Court, Manassas, Virginia 20109  
Phone: 703-361-7000, Fax: 703-361-7001