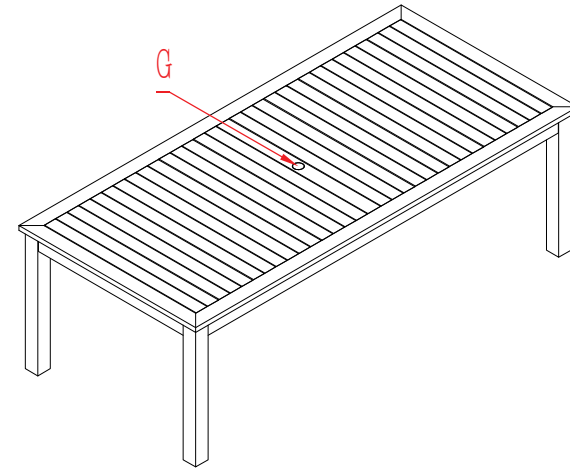
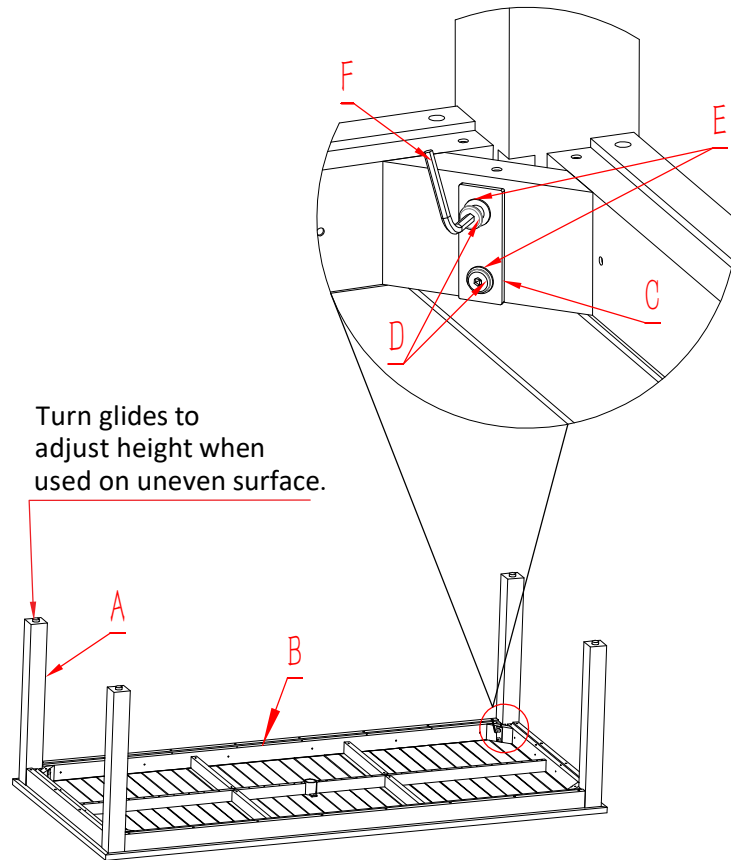









KINGSLEY BATE™

ASSEMBLY INSTRUCTIONS: SE90 90" Rectangular Dining Table



Key	Parts	Description	Qty
A		Table Leg	4
B		Table Top	1
C		Plate	4
D		Bolt M8x60	8
E		Washer	8
F		Allen Wrench	1
G		Umbrella Plug	1

⚠ WARNING: Tighten bolts until snug; **do not overtighten**. Overtightening can strip bolts or loosen the threaded inserts.

For questions on product assembly, contact the Kingsley Bate Retailer where your product was purchased, or Kingsley Bate Customer Service at (703) 361-7000 or teak@kingsleybate.com.