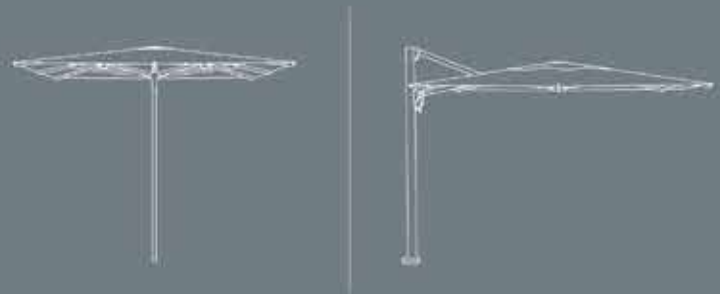


SHADEMAKER
architectural shade

2026 COLLECTIONS







SHOWN
LIB-25S-AB
5453 Canvas

TABLE OF CONTENTS

| | |
|------------|---------------------|
| 02 | INTRODUCTION |
| 04 | AQUARIUS |
| 14 | LIBRA |
| 24 | ATLAS |
| 34 | ASTRAL |
| 44 | TAURUS |
| 54 | SOLARIS |
| 64 | SOLARIS LX |
| 68 | POLARIS |
| 78 | POLARIS LX |
| 82 | GEMINI |
| 92 | FRAME FINISHES |
| 96 | MOUNT KITS & BASES |
| 102 | DESIGNER COLLECTION |
| 106 | FABRICS |




The architectural essence of Shademaker umbrellas began with a unified design, form, and structure. From this foundation, Shademaker elevates its offering of signature looks by introducing well-crafted styles with advanced functionality and durable materials.

With exacting attention to detail, Shademaker delivers the highest standards of quality, innovation, and unparalleled luxury. Every umbrella embodies true beauty and elegance, making Shademaker the finest shade solution available.

SHOWN
SOL-27S-SS
14106 Seasalt





SHOWN
AQU-23S-SS
48103S Cast Ocean

COLLECTION
AQUARIUS



The **AQUARIUS** is designed with unbeatable durability and functionality in mind. Featuring commercial-grade fiberglass ribs and a push-up automatic locking system, this center post is built for strength and longevity. Ideal for a wide range of applications, including ocean and pool side environments, the Aquarius provides reliable shade and modern design to elevate the space.

SHOWN
AQU-27-SS
5402 Granite





CENTER POST UMBRELLA

AQUARIUS

- Commercial grade fiberglass ribs
- Easy push-up automatic locking system
- Commercial strength nylon hub and fittings
- Commercial grade canopy fasteners adding durability and design
- Ideal for a wide range of applications, including ocean and pool side environments
- Includes high performance protective cover

AQU-23
Octagon
7.5 ft | 2.3 m



AQU-23S
Square
7.5 ft | 2.3 m




AQU-27
Octagon
9 ft | 2.7 m





The Aquarius exemplifies innovation through its sleek design, practical functionality, and robust construction.








SHOWN
AQU-23S-SS
5402 Granite



COLLECTION
LIBRA

SHOWN
LIB-25S-AB
5453 Canvas



The **LIBRA** delivers beauty, functionality, and unquestionable durability. This center post umbrella was designed for most commercial applications featuring an easy-to-use push up system with secure automatic locking. The Libra's internal counterweight design ensures the umbrella opens easily and glides to a close. In larger sizes, a telescoping mast is featured for ultimate shade functionality.

SHOWN
LIB-27S-SS
14106 Seasalt





CENTER POST UMBRELLA

LIBRA

- Easy push-up automatic locking system
- Internal counterweight to close with ease
- Telescoping mast*
- Modernly designed aluminum hub and fittings
- Commercial grade canopy fasteners adding durability and design
- Includes high performance protective cover

LIB-20S

Square
6.5 ft | 2.0 m



LIB-25

Octagon
8 ft | 2.5 m



LIB-25S

Square
8 ft | 2.5 m



LIB-27*

Octagon
9 ft | 2.7 m



LIB-27S*

Square
9 ft | 2.7 m





Form, function, and unquestionable durability, the Libra embodies the true meaning of innovation.







SHOWN
LIB-25S-WO
5404 Natural



COLLECTION


ATLAS



SHOWN
ATL-30S-SS
5404 Natural

An ideal solution for most shade applications is the **ATLAS** center post umbrella with a quick and effortless crank to open and close. This telescoping umbrella allows for unobstructed closure over tables and chairs with a few simple rotations of the removable crank handle.

SHOWN
ATL-30S-SS
5404 Natural





CENTER POST UMBRELLA

ATLAS

- Telescoping mast
- Quick and effortless crank lift system
- Modernly designed aluminum hub and fittings
- Commercial grade canopy fasteners adding durability and design
- Removable crank handle
- Galvanized internal mast stem
- Includes aluminum mast stem cover
- Includes high performance protective cover

ATL-30

Octagon
10 ft | 3.0 m



ATL-30S

Square
10 ft | 3.0 m



ATL-35S

Square
11.5 ft | 3.5 m



ATL-40

Octagon
13 ft | 4.0 m





With its simplistic design and ease of use, the Atlas provides luxurious shade and comfort.







SHOWN
ATL-30S-SS
5404 Natural




COLLECTION
ASTRAL



SHOWN
AST-40S-AW
48080 Spectrum Indigo

Crafted for expansive shade in grand spaces, the **ASTRAL** center post umbrella boasts a minimalist design that combines exceptional strength and durability. Its easy-to-use removable crank handle opens and closes the canopy effortlessly, allowing you to comfortably position it over tables and chairs.

SHOWN
AST-50-SS
5404 Natural





CENTER POST UMBRELLA

ASTRAL

- Telescoping mast
- Quick and effortless crank lift system
- Modernly designed aluminum hub and fittings
- Commercial grade canopy fasteners adding durability and design
- Removable crank handle
- Galvanized internal mast stem
- Includes aluminum mast stem cover
- Includes high performance protective cover

AST-40S
Square
13 ft | 4.0 m



AST-50
Octagon
16.5 ft | 5.0 m



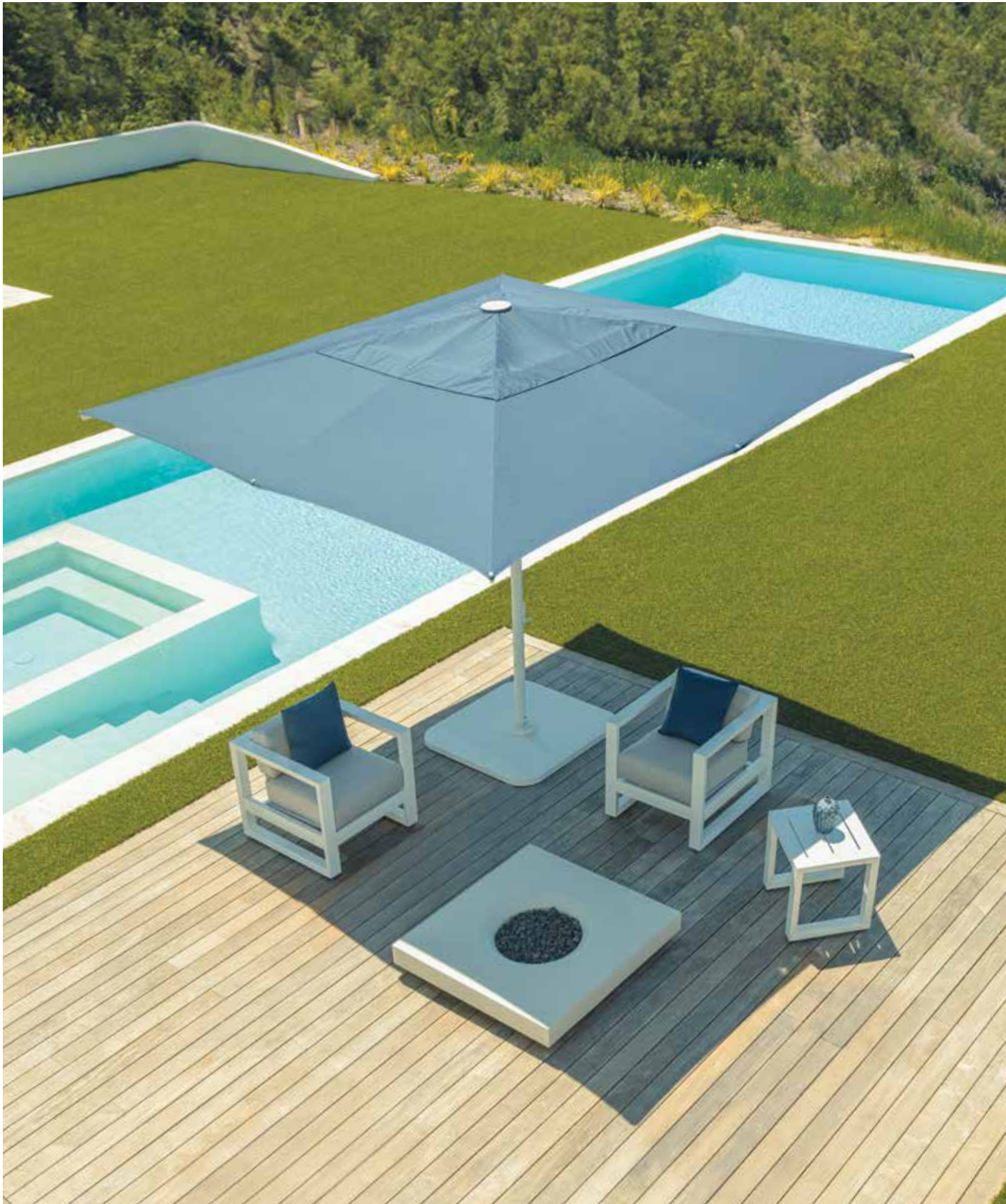
AST-50S
Square
16.5 ft | 5.0 m





Superior in design and durability, the Astral provides expansive shade with unparalleled strength.







SHOWN
AST-40S-AW
48080 Spectrum Indigo




COLLECTION
TAURUS

SHOWN
TAU-30S-SS
5404 Natural

The **TAURUS** boasts a sleek design complemented by a gas piston-assisted mechanism for effortless opening and closing. True to its name, this side post umbrella guarantees long-lasting durability and strength.

SHOWN
TAU-30-SG
40433 Cast Silver





S I D E P O S T U M B R E L L A

TAURUS

- Quick & easy open and close system with gas piston assist
- 360° rotation with 8 locking positions
- Modernly designed aluminum hub and fittings
- Commercial grade canopy fasteners adding durability and design
- Galvanized internal mast stem
- Includes aluminum mast stem cover
- Includes high performance protective cover

TAU-30

Octagon
10 ft | 3.0 m



TAU-30S

Square
10 ft | 3.0 m





Built for strength, designed with sophistication.





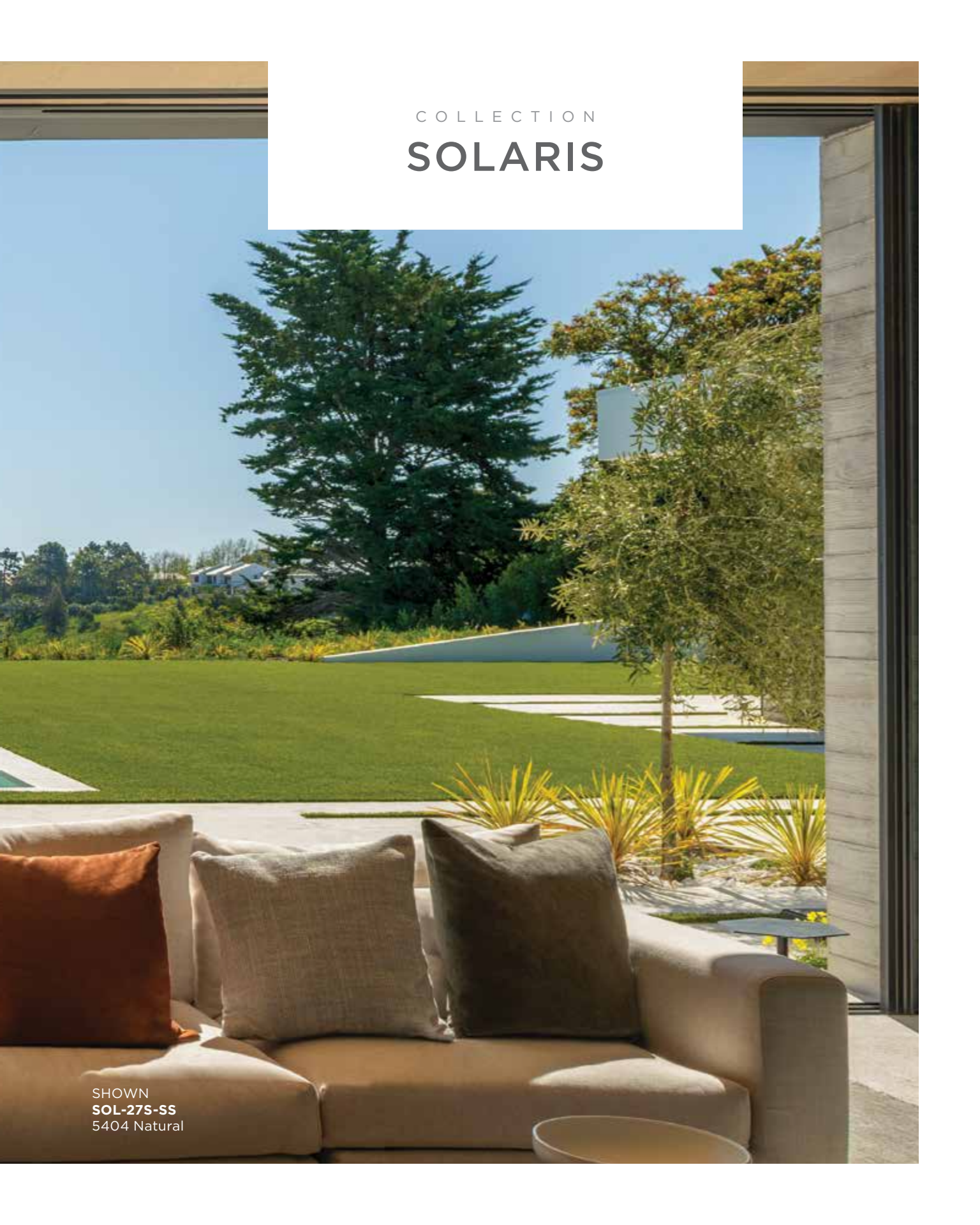


SHOWN
TAU-30-SG
40433 Cast Silver




COLLECTION
SOLARIS

SHOWN
SOL-27S-SS
5404 Natural



Modern elegance is redefined in the **SOLARIS** side post umbrella, with curved lines and soft edges. Inspired by the larger size Polaris, the Solaris impresses in function with an effortless crank to open and infinite tilt function to provide shade coverage at any time of the day.

SHOWN
SOL-30-AW
6457 Beacon Ash





SIDE POST UMBRELLA

SOLARIS

- Simple to operate infinite front to back tilt system
- 360° rotation with 8 locking positions
- Removable crank handle
- Modernly designed aluminum hub and fittings
- Commercial grade canopy fasteners adding durability and design
- Galvanized internal mast stem
- Includes aluminum mast stem cover
- Includes high performance protective cover

SOL-27S

Square
9 ft | 2.7 m



SOL-30

Octagon
10 ft | 3.0 m



SOL-30S

Square
10 ft | 3.0 m



SOL-35

Octagon
11.5 ft | 3.5 m





Striking yet unimposing, the curved lines and soft edges of the hubs and fittings evokes luxury.







SHOWN
SOL-27S-SS
5404 Natural





SIDE POST UMBRELLA

SOLARIS LX

SHOWN
SOLLX-30S-SS
14106 Seasalt



Enhance your outdoor space with the **SOLARIS LX**, an upgrade of the popular Solaris side post umbrella. This sophisticated cantilever retains all the impressive features of the Solaris with the addition of upward warm lighting that creates a modern and elegant ambiance. Perfect for setting the mood, the Solaris LX transforms any outdoor area into a stylish retreat.

- Create an elegant and modern ambiance with upward warm lighting
- External rechargeable battery pack with charge level indicator
- Control light features with remote control
- Unlimited light syncing capability allowing you to control multiple Shademaker umbrella lights using a single remote control
- Enjoy up to 6-8 hours of battery life
- Easy to operate infinite front-to-back tilt system
- 360° rotation with 8 locking positions
- Removable crank handle
- Modernly designed aluminum hub and fittings
- Commercial grade canopy fasteners adding durability and design
- Galvanized internal mast stem
- Includes aluminum mast stem cover
- Includes high performance protective cover



SOLLX-30S


Square
10 ft | 3.0 m






COLLECTION
POLARIS

SHOWN
POL-340RT-SG
5402 Granite



The **POLARIS** is the true definition of form and function. This elegant and robust side post umbrella provides larger size ranges. With its infinite tilt functionality, sophisticated styling, and superb construction, the Polaris is one of our most popular models.

SHOWN
POL-40-AB
40428 Cast Ash





SIDE POST UMBRELLA

POLARIS

- Simple to operate infinite front to back tilt system
- 360° rotation with 8 locking positions
- Removable crank handle
- Modernly designed aluminum hub and fittings
- Commercial grade canopy fasteners adding durability and design
- Galvanized internal mast stem
- Includes aluminum mast stem cover
- Includes high performance protective cover

POL-35S
Square
11.5 ft | 3.5 m



POL-340RT
Rectangle
10x13 ft | 3.0x4.0 m



POL-40
Octagon
13 ft | 4.0 m



POL-40S
Square
13 ft | 4.0 m





The Polaris seamlessly blends modern design and functionality, with a touch of elegance.







SHOWN
POL-40S-SG
5404 Natural




SIDE POST UMBRELLA

POLARIS LX



SHOWN
POLLX-40S-SS
5404 Natural



Immerse yourself in the ultimate outdoor experience with the **POLARIS LX**. This expansive side post umbrella features warm upward lighting that creates a sophisticated atmosphere with just the touch of a button. Sunup or sundown, the Polaris LX is the perfect solution to elevate any outdoor space.

- Create an elegant and modern ambiance with upward warm lighting
- External rechargeable battery pack with charge level indicator
- Control light features with remote control
- Unlimited light syncing capability allowing you to control multiple Shademaker umbrella lights using a single remote control
- Enjoy up to 6-8 hours of battery life
- Easy to operate infinite front-to-back tilt system
- 360° rotation with 8 locking positions
- Removable crank handle
- Modernly designed aluminum hub and fittings
- Commercial grade canopy fasteners adding durability and design
- Galvanized internal mast stem
- Includes aluminum mast stem cover
- Includes high performance protective cover



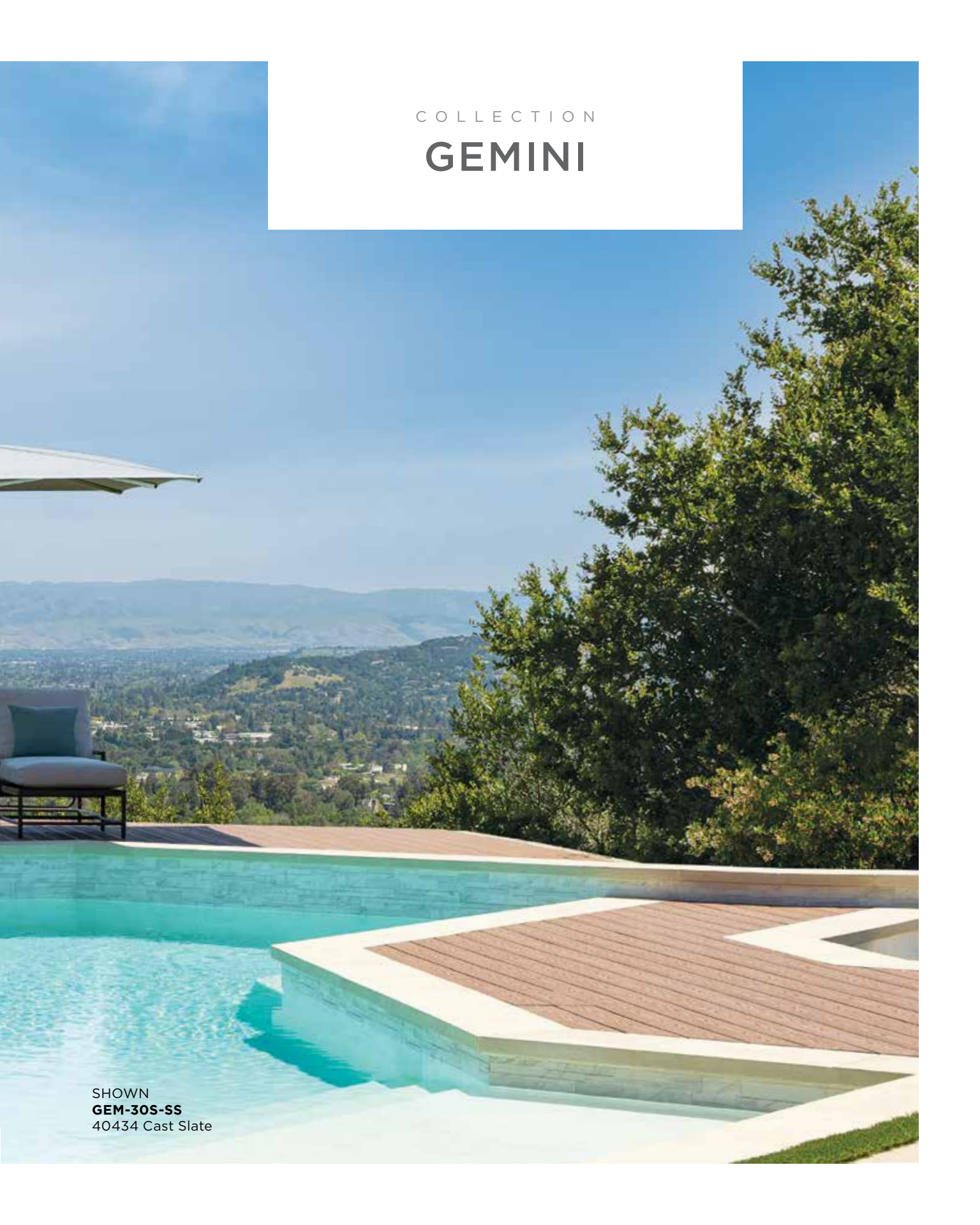
POLLX-40S
Square
13 ft | 4.0 m





COLLECTION
GEMINI

SHOWN
GEM-30S-SS
40434 Cast Slate



Escape the sun in style with the **GEMINI**. This double-sided luxury umbrella offers an impressive 200 square feet of shade, ideal for larger spaces. Its dual canopies allow you to create two distinct settings under a single umbrella.

SHOWN
GEM-30S-SS
5404 Natural





DUAL SIDE POST UMBRELLA


GEMINI



- Double-sided canopy umbrella
- 360° rotation with 8 locking positions
- Quick & easy open and close system with gas piston assist
- Modernly designed aluminum hub and fittings
- Commercial grade canopy fasteners adding durability and design
- Galvanized internal mast stem
- Includes aluminum mast stem cover
- Includes high performance protective cover


GEM-30S

Square
10 ft | 3.0 m





Crafted with the finest material for ultimate functionality.








SHOWN
GEM-30S-SS
5404 Natural



SHADEMAKER

OPTIONS

FRAME FINISHES



F R A M E

FINISHES

Shademaker offers a variety of finishes to complement your outdoor space. Shademaker manufactures all its shade styles from the finest aluminum alloy to ensure strength, durability, and integrity for each and every finish.

Our commitment to excellence begins with using the finest of materials that protects against corrosion and fading. From anodized silver to premium textured powdered coat, our finishes are designed and formulated to endure the harshest of environments.



SS
Silver
Shadow

SG
Shadow
Graphite

AB
Architectural
Bronze

AW
Arctic
White

AT
Artisan
Teak

WO
Weathered
Oak







OPTIONS
MOUNT KITS & BASES

SHOWN
ZB225-SG
ZBWH-LG


OPTIONS

MOUNTS

for ALL STYLES

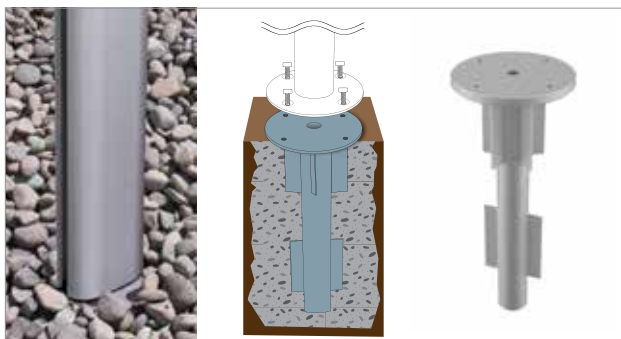
MKC23 | Concrete

7.76 lbs | galvanized



MKG23 | In-Ground


16.5 lbs | galvanized



for AQUARIUS & LIBRA

MKW26 | Wood

16.5 lbs | galvanized



WEIGHTS & BASES

for ALL STYLES



Z-Plate | steel base plate

| | | |
|--------------|---------|----------------|
| ZB115 | 115 lbs | SG, AB, AW, SD |
| ZB225 | 225 lbs | SG, AB, AW, SD |



Add-On Wheels | set of 4 locking wheels

| | | |
|----------------|-------|----------|
| ZBWH-SM | ZB115 | 1.2 lbs |
| ZBWH-LG | ZB225 | 6.61 lbs |

for ATLAS, ASTRAL, TAURUS, SOLARIS, POLARIS, ORION, GEMINI



Titan Base | galvanized steel frame + aluminum lid

| | | | |
|---------------|-----------|------------|--|
| BGT850 | 118.1 lbs | SG, AB, AW | 850 lbs with pavers (pavers not included) |
|---------------|-----------|------------|--|



Infinity Base | galvanized steel frame + aluminum lid, galvanized steel plates

| | | |
|---------------|---------|----------------|
| BX1415 | 415 lbs | SG, AB, AW, SD |
| BX1565 | 565 lbs | SG, AB, AW, SD |
| BX1715 | 715 lbs | SG, AB, AW, SD |

B A S E S F O R

AQUARIUS & LIBRA

Sand Anchor | aluminum

| | | |
|---------------------|----------|---------|
| SM-ANCHOR-5T | platinum | 2.3 lbs |
|---------------------|----------|---------|



External Stem | required for Mount Kits and Z-Plate

| | | |
|---------------|---------|----------------|
| MKSB21 | 5.4 lbs | SG, AB, AW, SD |
|---------------|---------|----------------|



Steel Base | steel with casters

| | | |
|----------------|--------|---------|
| BSK1200 | bronze | 120 lbs |
|----------------|--------|---------|

| | | |
|----------------|-------|---------|
| BSK1209 | black | 120 lbs |
|----------------|-------|---------|



Commercial | cast aluminum

| | | |
|---------------|--------|---------|
| BA1500 | bronze | 150 lbs |
|---------------|--------|---------|

| | | |
|---------------|-------|---------|
| BA1509 | black | 150 lbs |
|---------------|-------|---------|





Athens | cast aluminum with wheels

| | | |
|------------------|-----------------|----------------|
| BTT100-SG | shadow graphite | 108 <i>lbs</i> |
| BTT100-AW | arctic white | 108 <i>lbs</i> |



Aurora | cast aluminum with wheels

| | | |
|------------------|----------------------|----------------|
| BRW100-SG | shadow graphite | 100 <i>lbs</i> |
| BRW100-AB | architectural bronze | 100 <i>lbs</i> |
| BRW100-AW | arctic white | 100 <i>lbs</i> |
| BRW100-SD | sand | 100 <i>lbs</i> |



Monaco | square cast aluminum with wheels and handle

| | | |
|------------------|--------|----------------|
| BKMSQ1000 | bronze | 100 <i>lbs</i> |
| BKMSQ1003 | white | 100 <i>lbs</i> |
| BKMSQ1009 | black | 100 <i>lbs</i> |



Monaco | round cast aluminum with wheels and handle

| | | |
|----------------|--------|----------------|
| BKM1000 | bronze | 100 <i>lbs</i> |
| BKM1003 | white | 100 <i>lbs</i> |
| BKM1009 | black | 100 <i>lbs</i> |



Add-On Weight | cast iron for Athens, Aurora, and Monaco

| | |
|-------------|---------------|
| BW30 | 30 <i>lbs</i> |
|-------------|---------------|





DESIGNER
COLLECTION

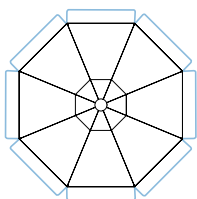
SHOWN
LIB-25-SS-VC
5404 Natural / 5408 Black

COLLECTION

STANDARD VALANCE

VALANCE

Item No.: V



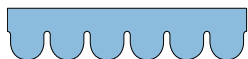
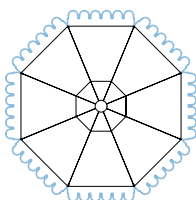
LOGO PRINTING

Call for more information.

DESIGNER VALANCE

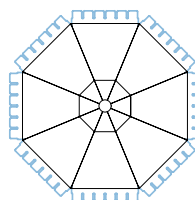
SCALLOPS - CLASSIC

Item No.: VC



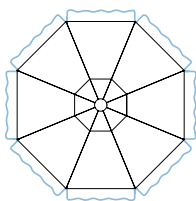
SCALLOPS - ROMAN

Item No.: VR



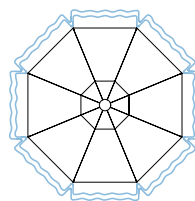
WAVE

Item No.: VW



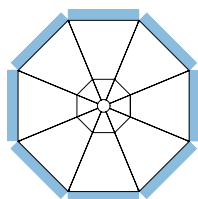
WAVE WITH TRIM

Item No.: VT



FRINGE

Item No.: F

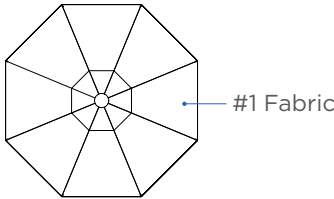


6" Length

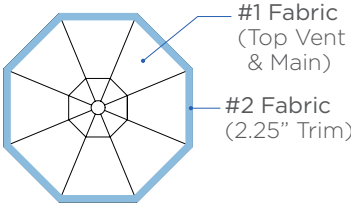


DESIGNER CANOPY

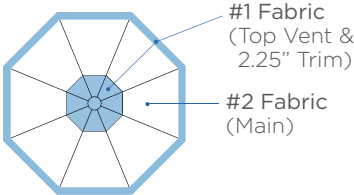
DOUBLE-SIDED
Item No.: DC20



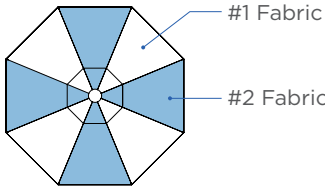
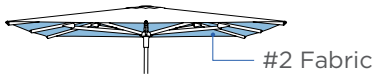
TRIM ACCENT
Item No.: DC21



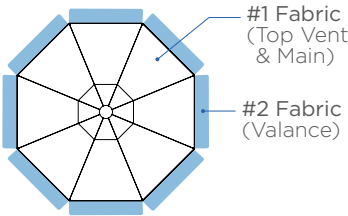
TOP VENT & TRIM ACCENT
Item No.: DC22



ALTERNATING PANELS
Item No.: DC2

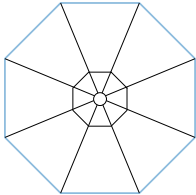


VALANCE ACCENT
Item No.: DC10

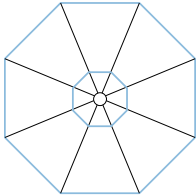


ACCENT OPTIONS - BINDING

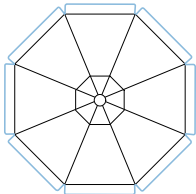
BOTTOM ONLY
Item No.: B1



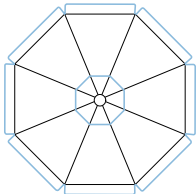
TOP VENT & BOTTOM
Item No.: B2



BOTTOM ONLY WITH VALANCE
Item No.: B3



TOP VENT & BOTTOM WITH VALANCE
Item No.: B4








COLLECTION
FABRICS

STOCK

FABRICS

Price Group 1 | Sunbrella® Awning Grade | 100% Solution-Dyed Acrylic



4604 Natural



4642 Oyster



4644 Charcoal



4608 Black



4653 Mediterranean
Blue Tweed



4601 Pacific Blue



4603 Jockey Red



4677 Tuscan



4602 Sunflower
Yellow



4636 Storm



4637 Forest Green




4626 Navy

NON-STOCK

FABRICS

Price Group 1 | Sunbrella® Awning Grade | 100% Solution-Dyed Acrylic



4634 White



4633 Linen



4628 Toast



4672 Heather Beige



4620 Beige



4676 Cocoa



4648 Taupe



4651 Silver



4630 Cadet Grey



4615 Smoke



4684 Slate



4632 Ivy



4671 Fern



4688 Basil



4600 Erin Green

Price Group 1 | Sunbrella® Awning Grade | 100% Solution-Dyed Acrylic



4610 Turquoise



4612 Aruba



4664 Sea



4675 Capri



4624 Sky Blue



4641 Sapphire Blue



4679 Ocean Blue



4678 Marine Blue



4646 Captain Navy



4621 True Brown



4631 Burgundy



4622 Terracotta



4666 Logo Red



4683 Parchment



4660 Crest Birch



4662 Crest Ash



4695 Tresco Linen



4696 Tresco Birch



4616 Mocha Tweed



4607 Charcoal
Tweed



4654 Linen Tweed



4618 Walnut Brown
Tweed



4606 Dubonnet
Tweed



4605 Hemlock
Tweed



4617 Royal Blue
Tweed



4652 Mediterranean
Blue



4833S Silica Gravel



4861S Silica Stone



4897S Silica
Charcoal



4860S Silica Sesame



4859S Silica Dune



4862S Silica Silver

STOCK

FABRICS


Price Group 2 | Sunbrella® / Outdura® / Tempotest® Furniture Grade | 100% Solution-Dyed Acrylic



5404 Natural



5453 Canvas



6452 Moon



6451 Seashell



57012 Cloud



5422 Antique Beige



5476 Heather Beige



5461 Taupe



5402 Granite



40428 Cast Ash



5489 Coal



6457 Beacon Ash



40433 Cast Silver



40434 Cast Slate



54048 Charcoal



5408 Black



48080 Spectrum
Indigo



5446 Forest Green



6450 Grass



54011 Ginkgo



5413 Spa



48094 Cast Breeze



6407 Aquatic



5439 Navy



6433 Neptune



5401 Pacific Blue



5416 Aruba



48091 Cast Horizon



7943 Peacock



5403 Jockey Red



5407 Henna



48108S Cast Coral



5417 Tuscan



5438 Buttercup




7947 Striato Marlin

STOCK

FABRICS

Price Group 2 | Sunbrella® / Outdura® / Tempotest® Furniture Grade | 100% Solution-Dyed Acrylic



56079 Milano Char Stripe



40599-01 Direction Linen Stripe



6668 Kinzie Coal Stripe



6733 Kinzie Royal Stripe



14087 Gateway Coast Stripe



58039 Gateway Mist Stripe



7960 Newport Mercury Stripe



7961 Novella Nero Stripe



56080 Milano Cobalt Stripe




56095 Astoria Sunset Stripe

STOCK

FABRICS

Price Group 2 | O'bravia® Awning Grade | 100% Solution-Dyed Polyester



5804 Eggshell



5822 Khaki



5825 Mocha



5827 Chocolate



5851 Fog



5808 Black



5839 Navy



5801 Cobalt



5816 Aqua



5850 Kiwi



5803 Red